

PUSHING MATH FORWARD WITH LUAMET_{EX} AND CONTE_{EX}T

Mikael P. Sundqvist (Lund university)

TUG 2022



Photo: Mikael Risedal



Photo: Kennet Ruona

**CAN YOU SPOT ANY DIFFERENCES
IN THESE TWO FORMULAS?**

$$a_0 = b_0 + c_0$$

$$a_0 = b_0 + c_0$$

**WE TAKE A
CLOSER LOOK**

$$a_0 = b_0 + c_0$$

$$a_0 = b_0 + c_0$$

THERE IS AN EXTRA SPACE ADDED AFTER THE SUBSCRIPT

$$a_0 = b_0$$

$$a_0 = b_0$$

$$b_0 + c_0$$

$$b_0 + c_0$$

GUILTY: `\scriptspace`

Introduced in plain $\text{T}_\text{E}\text{X}$, where it is set to 0.5pt. That fits with the 10pt setup in the books by D.E. Knuth.

Later formats still set `\scriptspace` to 0.5pt, independent of font size.

What should we do with `\scriptspace`?

**WE CANNOT COMPLETELY
REMOVE \scriptspace!**

a_0b

a_0b

**TO WHICH LETTER DOES
THE SUBSCRIPT BELONG?**

*a*_o*b*

*a*_o*b*

**SOLUTION: REMOVE `\scriptspace`
FOR SOME ATOM CLASSES**

$$a_0 b_0 = c_0 + d_0$$

$$a_0 b_0 = c_0 + d_0$$

$$a_0 b_0 = c_0 + d_0$$

OVERVIEW

THE REST OF THIS TALK

Math microtypography

We give examples of recent improvements in `luametaTEX` and `ConTEXt` regarding details in formulas.

Math macrotypography

We show how to typeset some displayed formulas in `ConTEXt`.

Comments and todo

A very quick look at future plans.

MATH MICROTYPOGRAPHY

New atom classes

Several new classes have been defined to gain control over spacing in math.

Goodie files

We use tweaks to set up the (unicode) math fonts.

General aim

Consistent output. Simplified input, without explicit spaces like $\,$ and $\!$.

OBSERVE THE SPACING IN THIS FORMULA

```
\dm{\frac{a}{b} + c = \frac{d}{e} f}
```

$$\frac{a}{b} + c = \frac{d}{e} f$$

OBSERVE THE SPACING IN THIS FORMULA

```
\dm{\frac{a}{b} + c = \frac{d}{e} f}
```

$$\frac{a}{b} + c = \frac{d}{e} f$$

DIFFERENCE:

`\nulldelimiterspace`

About `\nulldelimiterspace`

Side bearing for fractions and fences.

Set to 1.2pt in plain T_EX. Later formats use 1.2pt, independent of the font size.

Sometimes reset to 0pt (`\big`, `\bigg`, ...).

We set `\nulldelimiterspace` to 0.0pt and control the spacing via atoms.

WE USE INTERATOM SPACES TO GAIN CONTROL

`\dm{\frac{a}{b} + c = \frac{d}{e} f}`

`frabin` `\medmuskip`
`binord` `\medmuskip`
`ordrel` `\thickmuskip`
`relfra` `\thickmuskip`
`fraord` `\tinymuskip`

$$\frac{a}{b} + c = \frac{d}{e} f$$

$$\frac{a}{b} + c = \frac{d}{e} f$$

THE OLD MUSKIPS

THE NEW MUSKIPS

`\thickmuskip` 5mu plus 5mu
`\medmuskip` 4mu plus 2mu minus 4mu
`\thinmuskip` 3mu

`\thickmuskip` 5mu plus 3mu minus 1mu
`\medmuskip` 4mu plus 2mu minus 2mu
`\thinmuskip` 3mu
`\tinymuskip` 2mu minus 1mu
`\pettymuskip` 1mu minus 0.5mu

`\tinymuskip`

WHAT IS IT GOOD FOR?

`\dm{a \sqrt{b} c + d \frac{e}{f} g}`

$$a\sqrt{b}c + d\frac{e}{f}g$$

$$a\sqrt{b}c + d\frac{e}{f}g$$

\pettymuskip

WHAT IS IT GOOD FOR?

\dm{\sum_{k = 0}^{j + n} a_k = e^{a + b - c}}

$$\sum_{k=0}^{j+n} a_k = e^{a+b-c}$$

$$\sum_{k=0}^{j+n} a_k = e^{a+b-c}$$

THE ATOM CLASSES

Engine classes

ordinary, operator, binary, relation, open, close, punctuation, variable, active, inner, under, over, radical, fraction, middle, accent, fenced, ghost, vcenter

ConT_EXt classes

imaginary, differential, exponential, ellipsis, function, digit, explicit, division, factorial, wrapped, construct, mathpunctuation, dimension, unspaced, begin, end, all, unary

EXAMPLE

THE DIFFERENTIAL CLASS

```
\dm{ \int_a^b f(x) \, dx }
```

$$\int_a^b f(x) dx$$

```
\dm{ \int_a^b f(x) \dd x }
```

$$\int_a^b f(x) dx$$

WE CAN CHANGE TO AN UPRIGHT DIFFERENTIAL

```
\dm{ \int_a^b f(x) \dd x }
```

$$\int_a^b f(x) dx$$

```
\setupmathematics[differentiald=upright]
```

$$\int_a^b f(x) dx$$

THE $\ddot{}$ ALSO GIVES A NICE SPACING IN OTHER PLACES

$\dot{m}\{f \ddot{\mu} = f \ddot{x} \wedge \ddot{y}\}$

$\dot{m}\{y'' + y' = \frac{\ddot{y}}{\ddot{x}^2} + \frac{\ddot{y}}{\ddot{x}}\}$

$$f d\mu = f dx \wedge dy$$

$$y'' + y' = \frac{d^2y}{dx^2} + \frac{dy}{dx}$$

EXAMPLE

THE DIMENSION CLASS

```
\im{g \unit{kg m/s^2}}
```

```
\im{100 \unit{Celsius}}
```

```
\setupunit[separator=small]
```

```
\im{2 \unit{Newton meter}}
```

$g \text{ kg} \cdot \text{m} / \text{s}^2$

$100 \text{ }^\circ\text{C}$

2 N m

EXAMPLE

THE FACTORIAL CLASS

$$\binom{n}{k} = \frac{n!}{(n - k)! k!}$$

$$9!! = 9 \times 7 \times 5 \times 3 \times 1$$

$$\binom{n}{k} = \frac{n!}{(n - k)! k!}$$

$$9!! = 9 \times 7 \times 5 \times 3 \times 1$$

EXAMPLE

THE EXPONENTIAL CLASS

Defined to have the same spacing as ordinary. In `math-ini.mkx1` we find

```
\setnewconstant \mathexponentialcode  
                \mathclassvalue exponential
```

```
\copymathspacing \mathexponentialcode  
                \mathordinarycode
```


EXAMPLE

THE EXPONENTIAL CLASS

Let us add a small space between ordinary and exponential.

```
\setmathspacing  
    \mathordinarycode \mathexponentialcode  
    \allmathstyles \tinymuskip
```

```
\setmathspacing  
    \mathexponentialcode \mathordinarycode  
    \allmathstyles \tinymuskip
```

EXAMPLE

THE EXPONENTIAL CLASS

```
\dm{rs \ee^{-rs \ee^{st} tu} tu}
```

$$rse^{-rse^{st}tu}tu$$

$$rse^{-rse^{st}tu}tu$$

DIFFERENT SETUPS IN DIFFERENT MATH STYLES

`\alldisplaystyles`

`\alltextstyles`

`\allscriptstyles`

`\allscriptscriptstyles`

`\allmathstyles`

`\allsplitstyles`

`\alluncrampedstyles`

`\allcrampedstyles`

EXAMPLE

THE EXPONENTIAL CLASS

Let us decrease the space in scriptstyle.

```
\setmathspacing  
    \mathexponentialcode \mathordinarycode  
    \allsplitstyles \tinymuskip
```

```
\setmathspacing  
    \mathexponentialcode \mathordinarycode  
    \allscriptstyles \pettymuskip
```

EXAMPLE

THE EXPONENTIAL CLASS

```
\dm{rs \ee^{-rs \ee^{st} tu} tu}
```

$$rse^{-rse^{st}tu}tu$$

$$rse^{-rse^{st}tu}tu$$

WE CAN ENFORCE DIFFERENT LEFTCLASS AND RIGHTCLASS

```
\dm{a +  
\mathatom unpack leftclass \mathfractioncode  
rightclass \mathrelationcode  
\frac{b}{c}}  
d = e }
```

$$a + \frac{b}{c} d = e$$

UNPACKING AND DISTRIBUTING SPACE ACROSS SUB-FORMULAS

```
\hbox{word word \im{ a + {\bf b + c} + \left(d + e\right) + f  
  + \sqrt{g + h} + \frac{a + b}{c + d}  
  = \sum_{i = 1}^{n - x - y - z} x_{i + j} } word word}
```

word word $a + \mathbf{b} + \mathbf{c} + (d + e) + f + \sqrt{g+h} + \frac{a+b}{c+d} = \sum_{i=1}^{n-x-y-z} x_{i+j}$ word word

```
\hbox spread 4cm {word word \im{ a + {\bf b + c} + \left(d + e\right) + f  
  + \sqrt{g + h} + \frac{a + b}{c + d}  
  = \sum_{i = 1}^{n - x - y - z} x_{i + j} } word word}
```

word word $a + \mathbf{b} + \mathbf{c} + (d + e) + f + \sqrt{g+h} + \frac{a+b}{c+d} = \sum_{i=1}^{n-x-y-z} x_{i+j}$ word word

**EVERY UNICODE MATH FONT
HAS ITS OWN QUIRKS**

$$q[f] = \int_0^{\pi} [f'(t)]^2 dt$$

$$\left(\left(\left(\left(x^2/3 \right) \right) \right) \right)$$


CURE GOODIE FILES

Used to cure as much as possible, mainly via so-called *tweaks*.

Also used to set unicode *font parameters* as well as some (approx. 26) parameters that should be font dependent.

THE DIMENSION TWEAK FIX PROBLEMATIC GLYPHS

```
[0x1D453] = {  
  xoffset = 0.45,  
  width   = 1.85,  
  italic  = 0.45,  
}
```



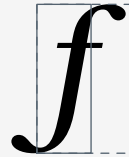
THE TRANSFORMATIONS ARE APPLIED LIKE THIS

```
[0x1D453] = {  
  xoffset = 0.45,  
  width   = 1.85,  
  italic  = 0.45,  
}
```

xoffset shifts the glyph.

width rescales the boundingbox.

italic adds italic correction.




original



xoffset



width



italic

THE FIXPRIMES TWEAK

TUNE PRIMES

$$f'(t) \neq u'(t)$$

$$f'(t) \neq u'(t)$$

THE SIZE OF THE INTEGRAL SIGN

DisplayOperatorMinHeight

$$\int h(x) = \int \frac{f(x)}{g(x)}$$

$$\int h(x) = \int \frac{f(x)}{g(x)}$$

Default value for Bonum is 1300.

We set it to 1800.

IN SOME FONTS (LIKE BONUM) INTEGRALS CAN HAVE MANY SIZES

```
\startintegral [bottom={a}, top={b}]  
  \frac{ 1 + \frac{ f_1(x) }{ f_2(x) } }  
    { 1 + \frac{ f_3(x) }{ f_4(x) } } \dd x  
\stopintegral
```

$$\int_a^b \frac{1 + \frac{f_1(x)}{f_2(x)}}{1 + \frac{f_3(x)}{f_4(x)}} dx$$

OOH NO, WE CAN ALSO SET THE SIZE EXPLICITLY

```
\int[size=50pt] f(x) \dd x
```

$$\int f(x) dx$$

LIMITS OF THE INTEGRALS

NoLimitSubFactor, NoLimitSupFactor

$$\int_{\Omega} = \int_a^b$$

$$\int_{\Omega} = \int_a^b$$

**THE LOWER CASE FRAKTUR ALPHABET
IN BONUM IS TOO SMALL**

abcdefghijklmnopqrstuwxyz

abcdefghijklmnopqrstuwxz

Aa Bb Cc a a b b y y

WE RESIZE THE WHOLE ALPHABET IN THE DIMENSIONS TWEAK

```
["lowercasefraktur"] = {  
  width      = 1.25,  
  extend     = 1.25,  
  height     = 1.15,  
  depth      = 1.15,  
  squeeze    = 1.15,  
},
```

AaBbCcAaBbCc

AaBbCcAaBbCc

THE LOWER CASE SCRIPT ALPHABET IN BONUM IS ALSO TOO SMALL

```
["lowercasescript"] = {  
  width    = 1.2,  
  extend   = 1.2,  
  height   = 1.2,  
  depth    = 1.2,  
  squeeze  = 1.2,  
},
```

A A B B C C a a b b y y

A A B B C C a a b b y y

WITHOUT GOODIE FILE


WITH GOODIE FILE

$$q[f] = \int_0^{\pi} [f'(t)]^2 dt$$

$$q[f] = \int_0^{\pi} [f'(t)]^2 dt$$

THE UNICODE MATH FONTS HAVE DIFFERENT NUMBER OF DELIMITERS

Bonum	7
Cambria	7
Garamond Math	20
Latin Modern	7
Lucida	5
Stix two	13



WHICH SIZES SHOULD WE USE FOR `\big`, `\Big`, `\bigg`, `\Bigg`?

```
1      step 1
2      step 2
3 htdp*1.33^n
4 size*1.33^n
5      lfg file
```

Sizes can be specified in the goodie file

```
\setupmathfence[alternative=5]
```

In the Bonum goodie file we have

```
bigslots = {
    1, 3, 5, 7
},
```

All sizes are still available via fences.

FONT (ALTERNATIVE 1): 1, 2, 3, 4

GOODIE (ALTERNATIVE 5): 1, 3, 5, 7

```
\im{\Biggl( \biggl( \Bigl( \bigl( (x^2/3)
      \bigr) \Bigl) \biggr) \Biggr)}
```

$\left(\left(\left(\left(x^2/3\right)\right)\right)\right)$

$\left(\left(\left(\left(x^2/3\right)\right)\right)\right)$

THE KERNS TWEAK WORKS ON INDIVIDUAL GLYPHS

```
\im{x^2/F_1_2(x) - a_1/b^2}
```

```
[0x2F] = {  
  topleft = -0.2,  
  bottomright = -0.2,  
}, -- solidus
```

$$x^2 / F_2(x) - a_1 / b^2$$

$$x^2 / F_2(x) - a_1 / b^2$$

THE DIMENSION TWEAK

TUNE THE ACCENTS

```
[0x00302] = {  
  yoffset = -0.075,  
  all = true },  
-- widehat
```

̀́ ̂ ̃ ̄ ̅ ̆ ̇ ̈ ̉ ̊ ̋ ̌ ̍ ̎ ̏ ̐ ̑ ̒ ̓ ̔ ̕ ̖ ̗ ̘ ̙ ̚ ̛ ̜ ̝ ̞ ̟ ̠ ̡ ̢ ̣ ̤ ̥ ̦ ̧ ̨ ̩ ̪ ̫ ̬ ̭ ̮ ̯ ̰ ̱ ̲ ̳ ̴ ̵ ̶ ̷ ̸ ̹ ̺ ̻ ̼ ̽ ̾ ̿ ̀ ́ ̂ ̃ ̄ ̅ ̆ ̇ ̈ ̉ ̊ ̋ ̌ ̍ ̎ ̏ ̐ ̑ ̒ ̓ ̔ ̕ ̖ ̗ ̘ ̙ ̚ ̛ ̜ ̝ ̞ ̟ ̠ ̡ ̢ ̣ ̤ ̥ ̦ ̧ ̨ ̩ ̪ ̫ ̬ ̭ ̮ ̯ ̰ ̱ ̲ ̳ ̴ ̵ ̶ ̷ ̸ ̹ ̺ ̻ ̼ ̽ ̾ ̿

̀́ ̂ ̃ ̄ ̅ ̆ ̇ ̈ ̉ ̊ ̋ ̌ ̍ ̎ ̏ ̐ ̑ ̒ ̓ ̔ ̕ ̖ ̗ ̘ ̙ ̚ ̛ ̜ ̝ ̞ ̟ ̠ ̡ ̢ ̣ ̤ ̥ ̦ ̧ ̨ ̩ ̪ ̫ ̬ ̭ ̮ ̯ ̰ ̱ ̲ ̳ ̴ ̵ ̶ ̷ ̸ ̹ ̺ ̻ ̼ ̽ ̾ ̿

̀́ ̂ ̃ ̄ ̅ ̆ ̇ ̈ ̉ ̊ ̋ ̌ ̍ ̎ ̏ ̐ ̑ ̒ ̓ ̔ ̕ ̖ ̗ ̘ ̙ ̚ ̛ ̜ ̝ ̞ ̟ ̠ ̡ ̢ ̣ ̤ ̥ ̦ ̧ ̨ ̩ ̪ ̫ ̬ ̭ ̮ ̯ ̰ ̱ ̲ ̳ ̴ ̵ ̶ ̷ ̸ ̹ ̺ ̻ ̼ ̽ ̾ ̿

̀́ ̂ ̃ ̄ ̅ ̆ ̇ ̈ ̉ ̊ ̋ ̌ ̍ ̎ ̏ ̐ ̑ ̒ ̓ ̔ ̕ ̖ ̗ ̘ ̙ ̚ ̛ ̜ ̝ ̞ ̟ ̠ ̡ ̢ ̣ ̤ ̥ ̦ ̧ ̨ ̩ ̪ ̫ ̬ ̭ ̮ ̯ ̰ ̱ ̲ ̳ ̴ ̵ ̶ ̷ ̸ ̹ ̺ ̻ ̼ ̽ ̾ ̿

SOME GLYPHS NEEDED A MORE DRASTIC FIX

λ G 7 λ G 7

λ G 7 λ G 7

MATH MACROTYPOGRAPHY

CONSTRUCTING MATH FORMULAS

The main formula environment

`\startformula \stopformula`

All kind of alignments

`\startalign \stopalign`

Numbered equations

`\startplaceformula \stopplaceformula`

We give lots of examples.

SIMPLE FORMULAS HAVE AT MOST ONE VERB

```
\startformula
\left\|P(\lambda) - P(\lambda_{0})\right\|_{L^2(\Gamma)\to H^{5/2}(\Omega)}
\leq C \left|\lambda - \lambda_{0}\right|
\stopformula
```

$$\|P(\lambda) - P(\lambda_0)\|_{L^2(\Gamma)\to H^{5/2}(\Omega)} \leq C|\lambda - \lambda_0|$$

$$\Gamma(z) = -\frac{1}{2i \sin \pi z} \int_{\infty}^{(0+)} (-t)^{z-1} e^{-t} dt$$

$$\frac{1}{2}a_0 + (a_1 \cos x + b_1 \sin x) + (a_2 \cos 2x + b_2 \sin 2x) + \dots$$

SIMPLE FORMULAS MIGHT BE TOO LONG TO FIT ON THE LINE

```
\startformula[split=no]
  \iint K(xy) f(x) g(y) \dd x \dd y
  \leq \phi(p^{-1})
  \left[\int x^{p-2} f(x)^p \dd x\right]^{1/p}
  \left[\int g(y)^q \dd y \right]^{1/q}
\stopformula
```

$$\iint K(xy) f(x) g(y) dx dy \leq \phi(p^{-1}) \left[\int x^{p-2} f(x)^p dx \right]^{1/p} \left[\int g(y)^q dy \right]^{1/q}$$

FORMULAS SPLIT BY DEFAULT AND EACH LINE IS MIDALIGNED

```
\startformula[split=text]% default
  \iint K(xy) f(x) g(y) \dd x \dd y
  \leq \phi(p^{-1})
  \left[\int x^{p-2}f(x)^p \dd x\right]^{1/p}
  \left[\int g(y)^q \dd y \right]^{1/q}
\stopformula
```

$$\iint K(xy) f(x) g(y) dx dy \leq \phi(p^{-1}) \left[\int x^{p-2} f(x)^p dx \right]^{1/p} \left[\int g(y)^q dy \right]^{1/q}$$

THE DIFFERENT SPLIT OPTIONS

text (default)

Allows the formula to split across lines, but not over pages.

page

Allows the formula to split across lines and pages.

no

No splitting. The formula is in a box.

Penalty-driven. You can use your own.

FLUSH LEFT WITH align=flushleft

BREAK MANUALLY WITH \breakhere

```
\startformula[align=flushleft]
  \iint K(xy) f(x) g(y) \dd x \dd y \breakhere
  \leq \phi(p^{-1})
  \left[\int x^{p-2} f(x)^p \dd x\right]^{1/p}
  \left[\int g(y)^q \dd y\right]^{1/q}
\stopformula
```

$$\iint K(xy) f(x) g(y) dx dy$$
$$\leq \phi(p^{-1}) \left[\int x^{p-2} f(x)^p dx \right]^{1/p} \left[\int g(y)^q dy \right]^{1/q}$$

PUSH A LINE WITH \skiphere

```
\startformula[align=flushleft]
  \skiphere[1em] \iint K(xy) f(x) g(y) \dd x \dd y \breakhere
  \skiphere[5em] \leq \phi(p^{-1})
  \left[\int x^{p-2} f(x)^p \dd x\right]^{1/p}
  \left[\int g(y)^q \dd y\right]^{1/q}
\stopformula
```

$$\begin{aligned} & \iint K(xy) f(x) g(y) dx dy \\ & \leq \phi(p^{-1}) \left[\int x^{p-2} f(x)^p dx \right]^{1/p} \left[\int g(y)^q dy \right]^{1/q} \end{aligned}$$

THE DIFFERENT ALIGN OPTIONS

middle (default)

Midalign each line in the formula.

flushleft

Flush each line left.

flushright

Flush each line right.

slanted

First line flush left, second line flush right.

The rest midaligned.

FOR OUR EXAMPLE IT IS MORE NATURAL TO USE align=slanted

```
\startformula[align=slanted]
  \iint K(xy) f(x) g(y) \dd x \dd y
  \breakhere
  \leq \phi(p^{-1})
  \left[\int x^{p-2} f(x)^p \dd x\right]^{1/p}
  \left[\int g(y)^q \dd y \right]^{1/q}
\stopformula
```

$$\iint K(xy) f(x) g(y) dx dy \leq \phi(p^{-1}) \left[\int x^{p-2} f(x)^p dx \right]^{1/p} \left[\int g(y)^q dy \right]^{1/q}$$

WITH A SMALL MARGIN IT LOOKS FINE

```
\startformula[align=slanted,margin=1em]
  \iint K(xy) f(x) g(y) \dd x \dd y
  \breakhere
  \leq \phi(p^{-1})
  \left[\int x^{p-2} f(x)^p \dd x\right]^{1/p}
  \left[\int g(y)^q \dd y \right]^{1/q}
\stopformula
```

$$\iint K(xy) f(x) g(y) dx dy \leq \phi(p^{-1}) \left[\int x^{p-2} f(x)^p dx \right]^{1/p} \left[\int g(y)^q dy \right]^{1/q}$$

WE CAN DEFINE OUR OWN SLANTED FORMULA TYPE

```
\defineformula[multline][  
  align=slanted,  
]  
  
\startmultilineformula[margin=1em]  
  \iint K(xy) f(x) g(y) \dd x \dd y  
  \breakhere  
  \leq \phi(p^{-1})  
  \left[\int x^{p-2} f(x)^p \dd x\right]^{1/p}  
  \left[\int g(y)^q \dd y \right]^{1/q}  
\stopmultilineformula
```

$$\iint K(xy) f(x) g(y) dx dy \leq \phi(p^{-1}) \left[\int x^{p-2} f(x)^p dx \right]^{1/p} \left[\int g(y)^q dy \right]^{1/q}$$

NOTE: IN THE CODE WE ONLY NEED TO BREAK LINES

```
\startmultilineformula
  2\pi i \iint \bar{\partial} \phi(z) f(z) \, dz \wedge d\bar{z} \breakhere
= \iint \fenced[brace]{ \int_{\partial D} \bar{\partial} \phi(z) (\zeta - z)^{-1} f(\zeta) \, d\zeta }
  \bar{\partial} \phi(z) (\zeta - z)^{-1} f(\zeta) \, d\zeta \wedge d\bar{z} \breakhere
+ \iint \fenced[brace]{ \iint_D \bar{\partial} \phi(z) (\zeta - z)^{-1} g(\zeta) \, d\zeta \wedge d\bar{\zeta} }
  \bar{\partial} \phi(z) (\zeta - z)^{-1} g(\zeta) \, d\zeta \wedge d\bar{\zeta}
\stopmultilineformula
```

$$\begin{aligned} 2\pi i \iint \bar{\partial} \phi(z) f(z) \, dz \wedge d\bar{z} \\ = \iint \left\{ \int_{\partial D} \bar{\partial} \phi(z) (\zeta - z)^{-1} f(\zeta) \, d\zeta \right\} dz \wedge d\bar{z} \\ + \iint \left\{ \iint_D \bar{\partial} \phi(z) (\zeta - z)^{-1} g(\zeta) \, d\zeta \wedge d\bar{\zeta} \right\} dz \wedge d\bar{z} \end{aligned}$$

IN CHAIN FORMULAS IT IS OFTEN USEFUL TO ALIGN THE VERBS

```

\startformula
  \tfrac{1}{2}( p^2 \abs{x} + \abs{x} p^2 )
  \alignhere
  = \abs{x} p \abs{x}^{-1} p \abs{x}
    - \tfrac{1}{2} \abs{x} ( \laplace \abs{x}^{-1} ) \abs{x}
  \breakhere
  = \abs{x} p \abs{x}^{-1} p \abs{x}
    - \tfrac{1}{2} \abs{x} 4 \pi \delta(0) \abs{x}
  \breakhere
  = \abs{x} p \abs{x}^{-1} p \abs{x}
\stopformula

```

$$\begin{aligned}
 \frac{1}{2}(p^2|x| + |x|p^2) &= |x|p|x|^{-1}p|x| - \frac{1}{2}|x|(\Delta|x|^{-1})|x| \\
 &= |x|p|x|^{-1}p|x| - \frac{1}{2}|x|4\pi\delta(0)|x| \\
 &= |x|p|x|^{-1}p|x|
 \end{aligned}$$

THE SAME FORMULA CAN BE SET WITH ALIGNMENTS

```

\startformula
\startalign
\NC \tfrac{1}{2}( p^2 \abs{x} + \abs{x} p^2 )
\EQ \abs{x} p \abs{x}^{-1} p \abs{x}
- \tfrac{1}{2} \abs{x} ( \laplace \abs{x}^{-1} ) \abs{x} \NR
\NC \EQ \abs{x} p \abs{x}^{-1} p \abs{x}
- \tfrac{1}{2} \abs{x} 4 \pi \delta(0) \abs{x} \NR
\NC \EQ \abs{x} p \abs{x}^{-1} p \abs{x} \NR
\stopalign
\stopformula

```

$$\begin{aligned}
 \frac{1}{2}(p^2|x| + |x|p^2) &= |x|p|x|^{-1}p|x| - \frac{1}{2}|x|(\Delta|x|^{-1})|x| \\
 &= |x|p|x|^{-1}p|x| - \frac{1}{2}|x|4\pi\delta(0)|x| \\
 &= |x|p|x|^{-1}p|x|
 \end{aligned}$$

NOTICE THE `\alignhere` AND `textdistance=8em`

```
\startformula[textdistance=8em]
  \alignhere
  \left( x^2 + y^2 + z^2 + w^2 \right)
  \left( (x')^2 + (y')^2 + (z')^2 + (w')^2 \right) \breakhere
= \left( xx' + yy' + zz' + ww' \right)^2 \breakhere \skiphere[1]
  + \left( xy' - x'y + wz' - zw' \right)^2 \breakhere \skiphere[2]
  + \left( xz' - zx' + yw' - wy' \right)^2 \breakhere \skiphere[3]
  + \left( xw' - wx' + zy' - yz' \right)^2
\stopformula
```

$$\begin{aligned} & (x^2 + y^2 + z^2 + w^2) ((x')^2 + (y')^2 + (z')^2 + (w')^2) \\ &= (xx' + yy' + zz' + ww')^2 \\ & \quad + (xy' - x'y + wz' - zw')^2 \\ & \quad + (xz' - zx' + yw' - wy')^2 \\ & \quad + (xw' - wx' + zy' - yz')^2 \end{aligned}$$

WE CAN GET SOME HELP TO SEE WHAT IS GOING ON

`\enabletrackers [math.autohang]`

$$\mathbf{A}(x^2 + y^2 + z^2 + w^2) ((x')^2 + (y')^2 + (z')^2 + (w')^2)$$

$$\mathbf{B} = (xx' + yy' + zz' + ww')^2$$

$$\mathbf{B} \mathbf{S1} + (xy' - x'y + wz' - zw')^2$$

$$\mathbf{B} \quad \mathbf{S2} + (xz' - zx' + yw' - wy')^2$$

$$\mathbf{B} \quad \mathbf{S3} + (xw' - wx' + zy' - yz')^2$$

A SLIGHTLY MORE ADVANCED CHAIN FORMULA

$$\begin{aligned} P'(iy_1, \dots, iy_n, i\eta_k) &= (ir)^{k-1} \left[P'_k \left(z_1, \dots, z_n, \frac{\eta_k}{r} \right) \right. \\ &\quad \left. + \frac{1}{ir} P'_{k-1} \left(z_1, \dots, z_n, \frac{\eta_k}{r} \right) + \dots \right] \\ &= (ir)^{k-1} P'_k \left(z_1, \dots, z_n, \frac{\eta_k}{r} \right) + O(r^{k-2}) \end{aligned}$$

A SLIGHTLY MORE ADVANCED CHAIN FORMULA

$$\mathbb{A} P'(iy_1, \dots, iy_n, i\eta_k)$$

$$\mathbb{B} = (ir)^{k-1} \left[P'_k \left(z_1, \dots, z_n, \frac{\eta_k}{r} \right) \right.$$

$$\mathbb{B} \quad \quad \quad \mathbb{S} \mathbb{4} + \frac{1}{ir} P'_{k-1} \left(z_1, \dots, z_n, \frac{\eta_k}{r} \right) + \dots \left. \right]$$

$$\mathbb{B} = (ir)^{k-1} P'_k \left(z_1, \dots, z_n, \frac{\eta_k}{r} \right) + O(r^{k-2})$$

THE INPUT IS NOT COMPLICATED

```
\startformula[textdistance=2em]
  \alignhere
    P'(iy_1, \ldots, iy_n, i\eta_k)
  \breakhere
= (ir)^{k-1} \left[
  P_k' \left( z_1, \ldots, z_n, \frac{\eta_k}{r} \right)
  \breakhere
  \skiphere[4]
  + \frac{1}{ir} P_{k-1}'
    \left( z_1, \ldots, z_n, \frac{\eta_k}{r} \right)
  + \ldots
  \right]
\breakhere
= (ir)^{k-1}
  P_k' \left( z_1, \ldots, z_n, \frac{\eta_k}{r} \right)
  + O(r^{k-2})
\stopformula
```

OBSERVE: FENCES CAN BE BROKEN OVER SEVERAL LINES

$$\begin{aligned} P'(iy_1, \dots, iy_n, i\eta_k) &= (ir)^{k-1} \left[P'_k\left(z_1, \dots, z_n, \frac{\eta_k}{r}\right) \right. \\ &\quad \left. + \frac{1}{ir} P'_{k-1}\left(z_1, \dots, z_n, \frac{\eta_k}{r}\right) + \dots \right] \\ &= (ir)^{k-1} P'_k\left(z_1, \dots, z_n, \frac{\eta_k}{r}\right) + O(r^{k-2}) \end{aligned}$$

WE CAN MANUALLY SET THE SIZES OF DELIMITERS

```
\startformula
  \fenced[parenthesis]{ 1 + \frac{1}{n} }^n
  \fenced[parenthesis]{ 1 - \frac{1}{n} }^n
  = \fenced[parenthesis]{ 1 - \frac{1}{n^2} }^n
\stopformula
\startformula
  \fenced[parenthesis]          { 1 + \frac{1}{n} }^n
  \fenced[parenthesis]          { 1 - \frac{1}{n} }^n
  = \fenced[parenthesis][size=bigg]{ 1 - \frac{1}{n^2} }^n
\stopformula
```

$$\left(1 + \frac{1}{n}\right)^n \left(1 - \frac{1}{n}\right)^n = \left(1 - \frac{1}{n^2}\right)^n$$

$$\left(1 + \frac{1}{n}\right)^n \left(1 - \frac{1}{n}\right)^n = \left(1 - \frac{1}{n^2}\right)^n$$

THE SIZE OF THE DELIMITERS CAN ALSO BE SET WITH `\F`

```
\startformula
  \left( 1 + \frac{1}{n} \right)^n
  \left( 1 - \frac{1}{n} \right)^n
  = \left( 1 - \frac{1}{n^2} \right)^n
\stopformula
\startformula
  \left( 1 + \frac{1}{n} \right)^n
  \left( 1 - \frac{1}{n} \right)^n
  = \F\left( 1 - \frac{1}{n^2} \right)^n
\stopformula
```

$$\left(1 + \frac{1}{n}\right)^n \left(1 - \frac{1}{n}\right)^n = \left(1 - \frac{1}{n^2}\right)^n$$

$$\left(1 + \frac{1}{n}\right)^n \left(1 - \frac{1}{n}\right)^n = \left(1 - \frac{1}{n^2}\right)^n$$

WE CAN DEFINE OUR OWN DELIMITERS

```
\definemathfence[Set][brace][  
  middle="7C,  
  command=yes,  
]
```

```
\startformula  
  \mathbb{Q}(\sqrt{d}) = \Set{ u + v \sqrt{d} \fence u,v\in\mathbb{Q} }  
\stopformula
```

$$\mathbb{Q}(\sqrt{d}) = \{u + v\sqrt{d} \mid u, v \in \mathbb{Q}\}$$

WE CAN USE STRUTS TO CONTROL VERTICAL SPACING IN FRACTIONS

```
\ruledhbox{\dm{\frac[strut=no] {1 + x}{1 + x^2}}}  
\ruledhbox{\dm{\frac[strut=tight]{1 + x}{1 + x^2}}}  
\ruledhbox{\dm{\frac[strut=yes] {1 + x}{1 + x^2}}}  
\ruledhbox{\dm{\frac[strut=math] {1 + x}{1 + x^2}}}  
\ruledhbox{\dm{\frac[strut=text] {1 + x}{1 + x^2}}}
```

$$\frac{1+x}{1+x^2} \quad , \frac{1+x}{1+x^2} \quad | \frac{1+x}{1+x^2} \quad | \frac{1+x}{1+x^2} \quad | \frac{1+x}{1+x^2}$$

WE CAN DEFINE OUR OWN FRACTION TYPE CONSTRUCTIONS

```
\definemathfraction[christoffel] [left="7B,right="7D,rule=no, strut=math]
\definemathfraction[legendre] [left="28,right="29,rule=yes,strut=math]
```

```
\startformula
  \christoffel{l}{jk} = \Gamma^{l}_{jk}(x)
  \mtp{,}
  \legendre{a}{p} \equiv a^{\frac{1}{2}(p-1)}(\bmod p)
\stopformula
```

$$\left\{ \begin{matrix} l \\ jk \end{matrix} \right\} = \Gamma^l_{jk}(x), \quad \left(\frac{a}{p} \right) \equiv a^{\frac{1}{2}(p-1)} \pmod{p}$$

ALIGNMENTS

```
\startformula
  \startalign
    \NC 1001 \EQ 357 \cdot 2 + 287 \NR
    \NC 357  \EQ 287 \cdot 1 + 70  \NR
    \NC 287  \EQ 70  \cdot 4 + 7   \NR
    \NC 70   \EQ 7   \cdot 10     \NR
  \stopalign
\stopformula
```

$$\begin{aligned}1001 &= 357 \cdot 2 + 287 \\357 &= 287 \cdot 1 + 70 \\287 &= 70 \cdot 4 + 7 \\70 &= 7 \cdot 10\end{aligned}$$

WE CAN GET TWO ALIGN GROUPS WITH $m=2$

```
\startformula
\startalign[m=2, n=2, align={1:right, 2:left}, distance=2em]
  \NC \frac{1}{\zeta(s)}
    \EQ \sum_{n = 1}^{+\infty} \frac{\mu(n)}{n^s}
  \NC \frac{\zeta(s - 1)}{\zeta(s)}
    \EQ \sum_{n = 1}^{+\infty} \frac{\phi(n)}{n^s} \NR
  \NC\relax [\zeta(s)]^2
    \EQ \sum_{n = 1}^{+\infty} \frac{\tau(n)}{n^s}
  \NC \zeta(s) \zeta(s - 1)
    \EQ \sum_{n = 1}^{+\infty} \frac{\sigma(n)}{n^s} \NR
\stopalign
\stopformula
```

PLAYING WITH THE distance KEY WE GET DIFFERENT LAYOUTS

distance=2em

$$\begin{aligned} \frac{1}{\zeta(s)} &= \sum_{n=1}^{+\infty} \frac{\mu(n)}{n^s} & \frac{\zeta(s-1)}{\zeta(s)} &= \sum_{n=1}^{+\infty} \frac{\phi(n)}{n^s} \\ [\zeta(s)]^2 &= \sum_{n=1}^{+\infty} \frac{\tau(n)}{n^s} & \zeta(s)\zeta(s-1) &= \sum_{n=1}^{+\infty} \frac{\sigma(n)}{n^s} \end{aligned}$$

distance=0em plus 1fil

$$\begin{aligned} \frac{1}{\zeta(s)} &= \sum_{n=1}^{+\infty} \frac{\mu(n)}{n^s} & \frac{\zeta(s-1)}{\zeta(s)} &= \sum_{n=1}^{+\infty} \frac{\phi(n)}{n^s} \\ [\zeta(s)]^2 &= \sum_{n=1}^{+\infty} \frac{\tau(n)}{n^s} & \zeta(s)\zeta(s-1) &= \sum_{n=1}^{+\infty} \frac{\sigma(n)}{n^s} \end{aligned}$$

CASES

```
\startformula
a_n =
  \startcases
    \NC \cos ( 2^{n-1}\arccos a_1 )
    \NC \left(\abs{a_1} \leq 1\right) \NR
    \NC \cosh ( 2^{n-1}\arcosh a_1 )
    \NC \left(\abs{a_1} \geq 1\right) \NR
  \stopcases
\stopformula
```

$$a_n = \begin{cases} \cos(2^{n-1} \arccos a_1) & (|a_1| \leq 1) \\ \cosh(2^{n-1} \operatorname{arcosh} a_1) & (|a_1| \geq 1) \end{cases}$$

SIMPLE ALIGNS

COLLECTING EQUATIONS

```
\definemathsimplealign[collected] [  
  left={\startmathfenced[sesac]},  
  right=\stopmathfenced,  
  align={1:right,2:left},  
  strut=yes,  
]
```


COLLECTING EQUATIONS

```
\startformula
  \startcollected
    \NC x \NC = r \cos \phi \sin \theta \NR
    \NC y \NC = r \sin \phi \sin \theta \NR
    \NC z \NC = r \cos \theta \NR
  \stopcollected
\stopformula
```

$$\left. \begin{aligned} x &= r \cos \phi \sin \theta \\ y &= r \sin \phi \sin \theta \\ z &= r \cos \theta \end{aligned} \right\}$$

TAGS AND SHORT LINES

From X and Y it follows that

`\startformula`

$$v(0,t) = u(0,t) - \widetilde{u}(0) = 1 - \tilde{u}(0)$$

`\breakhere[left]{and}`

$$v(\pi,t) = u(\pi,t) - \widetilde{u}(\pi) = 2 - \tilde{u}(\pi).$$

`\stopformula`

This means that `\dots`

From X and Y it follows that

$$v(0,t) = u(0,t) - \tilde{u}(0) = 1 - \tilde{u}(0)$$

and

$$v(\pi,t) = u(\pi,t) - \tilde{u}(\pi) = 2 - \tilde{u}(\pi).$$

This means that ...

TAGS AND SHORT LINES

From X and Y it follows that

```
\startformula
\startalign[n=1,text:2={and}]
  \NC v(0,t) = u(0,t) - \widetilde{u}(0) = 1 - \tilde{u}(0) \NR
  \NC v(\pi,t) = u(\pi,t) - \widetilde{u}(\pi) = 2 - \tilde{u}(\pi).\NR
\stopalign
\stopformula
This means that \dots
```

From X and Y it follows that

$$v(0, t) = u(0, t) - \tilde{u}(0) = 1 - \tilde{u}(0)$$

and

$$v(\pi, t) = u(\pi, t) - \tilde{u}(\pi) = 2 - \tilde{u}(\pi).$$

This means that ...

NUMBERING EQUATIONS

```
\startplaceformula
\startformula
\Gamma(z) = - \frac{1}{2 i \sin \pi z}
\int_{\infty}^{(0+)} (-t)^{z-1} e^{-t} \dd t
\stopformula
\stopplaceformula
```

$$\Gamma(z) = -\frac{1}{2i \sin \pi z} \int_{\infty}^{(0+)} (-t)^{z-1} e^{-t} dt \quad (1)$$

**FOR SPLIT FORMULAS THE NUMBER
IS PLACED AFTER THE LAST LINE**

$$\begin{aligned} &P'(iy_1, \dots, iy_n, i\eta_k) \\ &= (ir)^{k-1} \left[P'_k\left(z_1, \dots, z_n, \frac{\eta_k}{r}\right) \right. \\ &\quad \left. + \frac{1}{ir} P'_{k-1}\left(z_1, \dots, z_n, \frac{\eta_k}{r}\right) + \dots \right] \\ &= (ir)^{k-1} P'_k\left(z_1, \dots, z_n, \frac{\eta_k}{r}\right) + O(r^{k-2}) \end{aligned} \tag{1}$$

IT IS POSSIBLE TO MOVE THE NUMBER TO THE LEFT

`\setupformula[location=left]`

$$(1) \quad \Gamma(z) = -\frac{1}{2i \sin \pi z} \int_{\infty}^{(0+)} (-t)^{z-1} e^{-t} dt$$

$$(2) \quad \begin{aligned} P'(iy_1, \dots, iy_n, i\eta_k) &= (ir)^{k-1} \left[P'_k \left(z_1, \dots, z_n, \frac{\eta_k}{r} \right) \right. \\ &\quad \left. + \frac{1}{ir} P'_{k-1} \left(z_1, \dots, z_n, \frac{\eta_k}{r} \right) + \dots \right] \\ &= (ir)^{k-1} P'_k \left(z_1, \dots, z_n, \frac{\eta_k}{r} \right) + O(r^{k-2}) \end{aligned}$$

NUMBERED ALIGNMENTS

```
\startplaceformula
\startformula\startalign
  \NC \sin\alpha + \sin\beta
    \EQ 2\sin\frac{\alpha + \beta}{2} \cos\frac{\alpha - \beta}{2} \NR[eq:1]
  \NC \cos\alpha + \cos\beta
    \EQ 2\cos\frac{\alpha + \beta}{2} \cos\frac{\alpha - \beta}{2} \NR[eq:2]
\stopalign\stopformula
\stopplaceformula
See \eqref[eq:1].
```

$$\sin a + \sin \beta = 2 \sin \frac{a + \beta}{2} \cos \frac{a - \beta}{2} \quad (1)$$

$$\cos a + \cos \beta = 2 \cos \frac{a + \beta}{2} \cos \frac{a - \beta}{2} \quad (2)$$

See (1).

NUMBERED ALIGNMENTS

```
\startplaceformula[eq:trig]
\startformula\startalign
  \NC \sin\alpha + \sin\beta
    \EQ 2\sin\frac{\alpha + \beta}{2} \cos\frac{\alpha - \beta}{2} \NR[a]
  \NC \cos\alpha + \cos\beta
    \EQ 2\cos\frac{\alpha + \beta}{2} \cos\frac{\alpha - \beta}{2} \NR[b]
\stopalign\stopformula
\stopplaceformula
See \eqref[eq:trig].
```

$$\sin a + \sin \beta = 2 \sin \frac{a + \beta}{2} \cos \frac{a - \beta}{2} \quad (1.a)$$

$$\cos a + \cos \beta = 2 \cos \frac{a + \beta}{2} \cos \frac{a - \beta}{2} \quad (1.b)$$

See (1).

NUMBERED ALIGNMENTS

```
\startplaceformula
\startformula\startalign
  \NC \sin\alpha + \sin\beta
    \EQ 2\sin\frac{\alpha + \beta}{2} \cos\frac{\alpha - \beta}{2} \NR[t:a] [a]
  \NC \cos\alpha + \cos\beta
    \EQ 2\cos\frac{\alpha + \beta}{2} \cos\frac{\alpha - \beta}{2} \NR[t:b] [b]
\stopalign\stopformula
\stopplaceformula
See \eqref[t:b].
```

$$\sin a + \sin \beta = 2 \sin \frac{a + \beta}{2} \cos \frac{a - \beta}{2} \quad (1.a)$$

$$\cos a + \cos \beta = 2 \cos \frac{a + \beta}{2} \cos \frac{a - \beta}{2} \quad (1.b)$$

See (1.b).

COLLECT EQUATIONS ONE NUMBER

```
\startplaceformula
\startformula
\startcollected
\NC P_1 + (P_2 + P_3) \NC = (P_1 + P_2) + P_3 \NR
\NC P_1 (P_2 P_3) \NC = (P_1 P_2) P_3 \NR
\NC P_1 (P_2 + P_3) \NC = P_1 P_2 + P_1 P_3 \NR
\stopcollected
\stopformula
\stopplaceformula
```

$$\left. \begin{aligned} P_1 + (P_2 + P_3) &= (P_1 + P_2) + P_3 \\ P_1(P_2 P_3) &= (P_1 P_2) P_3 \\ P_1(P_2 + P_3) &= P_1 P_2 + P_1 P_3 \end{aligned} \right\} \quad (1)$$

SUBFORMULAS

```
\startsubformulas
\startplaceformula
\startformula
  X_p(\alpha f + \beta g) = \alpha (X_p f) + \beta (X_p g)
\stopformula
\stopplaceformula
\startplaceformula
\startformula
  X_p(f g) = (X_p f) g(p) + f(p) (X_p g)
\stopformula
\stopplaceformula
\stopsubformulas
```

$$X_p(af + \beta g) = a(X_p f) + \beta(X_p g) \quad (1.a)$$

$$X_p(fg) = (X_p f) g(p) + f(p) (X_p g) \quad (1.b)$$

TYPESETTING MATRICES

```
\startformula  
  \startmatrix  
    \NC 1   \NC 1   \NC 1   \NR  
    \NC x   \NC y   \NC z   \NR  
    \NC x^2 \NC y^2 \NC z^2 \NR  
  \stopmatrix  
\stopformula
```

$$\begin{matrix} 1 & 1 & 1 \\ x & y & z \\ x^2 & y^2 & z^2 \end{matrix}$$

ROWS LEFT OUT FROM MATRICES SET WITH FILLERS

```
\startformula
  \startmatrix[left={\left()},right={\right()}]
    \NC c_{11} \NC c_{12} \NC \ldots \NC c_{1n} \NR
    \NC c_{21} \NC c_{22} \NC \ldots \NC c_{2n} \NR
    \HF \NR
    \NC c_{m1} \NC c_{m2} \NC \ldots \NC c_{mn} \NR
  \stopmatrix
\stopformula
```

$$\begin{pmatrix} c_{11} & c_{12} & \cdots & c_{1n} \\ c_{21} & c_{22} & \cdots & c_{2n} \\ \cdot & \cdot & \cdot & \cdot \\ c_{m1} & c_{m2} & \cdots & c_{mn} \end{pmatrix}$$

BLOCK MATRICES

LINES BETWEEN ROWS AND COLUMNS

```
\startformula  
  \startmatrix[left={\left[},right={\right]}]  
    \NC A \VL B \NR  
    \HL  
    \NC C \VL D \NR  
  \stopmatrix  
\stopformula
```

$$\left[\begin{array}{c|c} A & B \\ \hline C & D \end{array} \right]$$

BORDER MATRICES

```
\startformula
\startmatrix[left={\left()},right={\right()}]
\TT {\bi a} \TT {\bi b} \TT {\bi c} \TT {\bi d} \NR
\NC a_{1} \NC b_{1} \NC c_{1} \NC d_{1} \NR
\NC a_{2} \NC b_{2} \NC c_{2} \NC d_{2} \NR
\NC a_{3} \NC b_{3} \NC c_{3} \NC d_{3} \NR
\stopmatrix
\stopformula
```

$$\begin{array}{cccc} \mathbf{a} & \mathbf{b} & \mathbf{c} & \mathbf{d} \\ \left(\begin{array}{cccc} a_1 & b_1 & c_1 & d_1 \\ a_2 & b_2 & c_2 & d_2 \\ a_3 & b_3 & c_3 & d_3 \end{array} \right) \end{array}$$

DEFINE NEW MATRIX TYPES AND SIMPLE WAY OF TYPING MATRICES

```
\definematrix[determinant][  
  left={\left\lvert},  
  right={\right\rvert},  
  simplecommand=determinant,  
  align={all:right},  
]  
  
\startformula  
  \determinant{ 1, 2, 3 ; 4, -5, 6 ; 7, 8, 9 }  
\stopformula
```

$$\begin{vmatrix} 1 & 2 & 3 \\ 4 & -5 & 6 \\ 7 & 8 & 9 \end{vmatrix}$$

COMMENTS AND TODO

Documentation

I write a math manual. Hans documents the more technical parts.

Finetuning

We need to fine tune tweaks and parameters.

Feedback

Other ConT_EXt users need to test and give feedback.

HOW SHOULD WE TREAT PUNCTUATION IN MATH?

```
\startformula  
  p = \frac{\partial \phi}{\partial x}, \quad  
  q = \frac{\partial \phi}{\partial y}, \quad  
  r = \frac{\partial \phi}{\partial z}.  
\stopformula
```

$$p = \frac{\partial \phi}{\partial x}, \quad q = \frac{\partial \phi}{\partial y}, \quad r = \frac{\partial \phi}{\partial z}.$$

MATHTEXTPUNCTUATION IS USED TO SEPARATE FORMULAS

```
\startformula  
  p = \frac{\partial \phi}{\partial x}\mtp{,}  
  q = \frac{\partial \phi}{\partial y}\mtp{,}  
  r = \frac{\partial \phi}{\partial z}\mtp{.}  
\stopformula
```

$$p = \frac{\partial \phi}{\partial x}, \quad q = \frac{\partial \phi}{\partial y}, \quad r = \frac{\partial \phi}{\partial z}.$$

WE CAN ALREADY TODAY COLLECT SEVERAL FORMULAS

```
\startformulas
  \startformula
    p = \frac{\partial \phi}{\partial x}\mtp{,}
  \stopformula
  \startformula
    q = \frac{\partial \phi}{\partial y}\mtp{,}
  \stopformula
  \startformula
    r = \frac{\partial \phi}{\partial z}\mtp{.}
  \stopformula
\stopformulas
```

$p = \frac{\partial \phi}{\partial x}$	$q = \frac{\partial \phi}{\partial y}$	$r = \frac{\partial \phi}{\partial z}$
--	--	--

CAN WE HAVE UNARY OPERATORS? YES WE CAN (EXPERIMENTAL!)

As x tends to -1 or as x tends to ∞ .

But $x = 2 - 1$.

As x tends to $+\infty$ or as x tends to $-\infty$.

Define $a - b$ as $a + \infty b$.

$\pi = 3 \pm 0.2 = 3 \mp 0.2 = 3 \upm 0.2$.

Not $\sim 10^3$ but $\sim 10^3$.

As x tends to -1 or as x tends to -1 .

But $x = 2 - 1$.

As x tends to $+\infty$ or as x tends to $+\infty$.

Define $a - b$ as $a + -b$.

$\pi = 3 \pm 0.2 = 3 \pm 0.2 = 3 \pm 0.2$.

Not $\sim 10^3$ but $\sim 10^3$.

PARAGRAPH CONSTRUCTIONS

```
\startformula
\left\{ \mparagraph{Quaternion algebras\par over $\mathbb{Q}$ up to\par
           isomorphism} \right\}
\alignhere \leftrightharrow
\left\{ \mparagraph{Finite subsets of\par places of $\mathbb{Q}$ of\par
           even cardinality} \right\}
\breakhere \leftrightharrow
\F2\left\{ \mparagraph{\im{D}\in\mathbb{Z}_{>0}} squarefree} \right\}
\stopformula
```

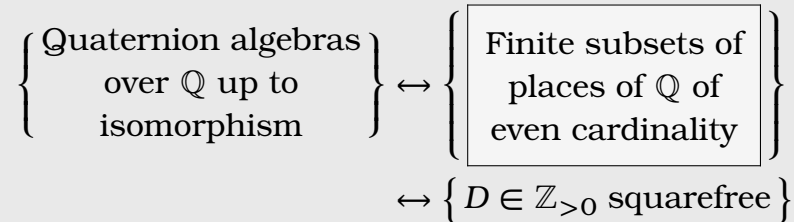
$$\left\{ \begin{array}{l} \text{Quaternion algebras} \\ \text{over } \mathbb{Q} \text{ up to} \\ \text{isomorphism} \end{array} \right\} \leftrightarrow \left\{ \begin{array}{l} \text{Finite subsets of} \\ \text{places of } \mathbb{Q} \text{ of} \\ \text{even cardinality} \end{array} \right\} \\ \leftrightarrow \{ D \in \mathbb{Z}_{>0} \text{ squarefree} \}$$

PARAGRAPH CONSTRUCTIONS WITH A FRAME

```

\startformula
\left\{ \mparagraph{Quaternion algebras\par over $\rationals$ up to\par
            isomorphism} \right\}
\alignhere \leftrightharrow
\left\{ \mparagraph[frame=on,background=color,backgroundcolor=color1,offset=1dk]
        {Finite subsets of\par places of $\rationals$ of\par
         even cardinality} \right\}
\breakhere \leftrightharrow
\F2\left\{ \mparagraph{\im{D}\in\integers_{>0}} squarefree} \right\}
\stopformula

```



DECORATING MATRICES USING METAFUN

```
\connectboxanchors[right][right][text={\small\im{-5}}]{one}{two}
```

```
\startformula  
  \bmatrix {  
    1,2,3,\mathboxanchored{one}{4};  
    5,6,7,\mathboxanchored{two}{8}  
  }  
\stopformula
```

$$\begin{bmatrix} 1 & 2 & 3 & 4 \\ 5 & 6 & 7 & 8 \end{bmatrix} \left. \begin{array}{l} \leftarrow \\ \leftarrow \end{array} \right]^{-5}$$

THEOREM ENVIRONMENT

AMS STYLE

```
\defineenumeration[theorem] [  
  alternative=serried,  
  width=fit,  
  distance=0.5em,  
  text=Theorem,  
  style=italic,  
  title=yes,  
  titlestyle=normal,  
  prefix=yes,  
  headcommand=\groupedcommand{}{.},  
]
```

EXAMPLE THEOREM

`\starttheorem`

Let b be a Laurent polynomial with a zero $t_0 \in \mathbf{T}$ of order α . Then there exists a positive constant C , independent of n , such that $\|T_n^{-1}(b)\|_2 \geq C n^\alpha$ for all $n \in \mathbb{N}$.

`\stoptheorem`

Theorem 1. *Let b be a Laurent polynomial with a zero $t_0 \in \mathbf{T}$ of order a . Then there exists a positive constant C , independent of n , such that $\|T_n^{-1}(b)\|_2 \geq Cn^a$ for all $n \in \mathbb{N}$.*

EXAMPLE

THEOREM WITH TITLE

```
\starttheorem[title={Pomp}]
  If  $\beta \in \mathbb{Z}_+$ , then
  \startformula
     $T(\xi_{-\beta}) \in \mathcal{B}\mathcal{F}_1[\ell^2(\beta), \ell^2]$ 
    \breakhere[left]{and}
     $T(\eta_{-\beta}) \in \mathcal{B}\mathcal{F}_1[\ell^2, \ell^2(-\beta)]$ 
  \stopformula
\stoptheorem
```

Theorem 2 (Pomp). *If $\beta \in \mathbb{Z}_+$, then*

$$T(\xi_{-\beta}) \in \mathcal{B}[\ell^2(\beta), \ell^2]$$

and

$$T(\eta_{-\beta}) \in \mathcal{B}[\ell^2, \ell^2(-\beta)].$$

THEOREM ENVIRONMENT

CHICAGO STYLE

```
\defineenumeration[theorem] [  
  alternative=serried,  
  width=fit,  
  text=Theorem,  
  style=italic,  
  title=yes,  
  prefix=yes,  
  indenting=yes,  
  headstyle={\sc},  
  headindenting=yes,  
  titlestyle=normal,  
]
```

EXAMPLE THEOREM

`\starttheorem`

Let b be a Laurent polynomial with a zero $t_0 \in \mathbf{T}$ of order α . Then there exists a positive constant C , independent of n , such that $\|T_n^{-1}(b)\|_2 \geq C n^\alpha$ for all $n \in \mathbb{N}$.

`\stoptheorem`

THEOREM 3. *Let b be a Laurent polynomial with a zero $t_0 \in \mathbf{T}$ of order a . Then there exists a positive constant C , independent of n , such that $\|T_n^{-1}(b)\|_2 \geq Cn^a$ for all $n \in \mathbb{N}$.*

EXAMPLE

THEOREM WITH TITLE

```
\starttheorem[title={Pomp}]
  If \im{\beta \in \integers_{+}}, then
  \startformula
    T(\xi_{-\beta}) \in \mathcal{B}\mathcal{F}_1\left[\ell^2(\beta), \ell^2\right]
    \breakhere[left]{and}
    T(\eta_{-\beta}) \in \mathcal{B}\mathcal{F}_1\left[\ell^2, \ell^2(-\beta)\right]\mtp{.}
  \stopformula
\stoptheorem
```

THEOREM 4 (Pomp). *If $\beta \in \mathbb{Z}_+$, then*

$$T(\xi_{-\beta}) \in \mathcal{B}[\ell^2(\beta), \ell^2]$$

and

$$T(\eta_{-\beta}) \in \mathcal{B}[\ell^2, \ell^2(-\beta)].$$

QUESTIONS, COMMENTS CONTACT

Thanks

Hans Hagen

My family for their patience

All the nice people in the TeX SE chat

Install ConT_EXt lmtx

<https://www.pragma-ade.nl/install.htm>

Contact me

mickep@gmail.com